

Pivot-RP How-To Guide

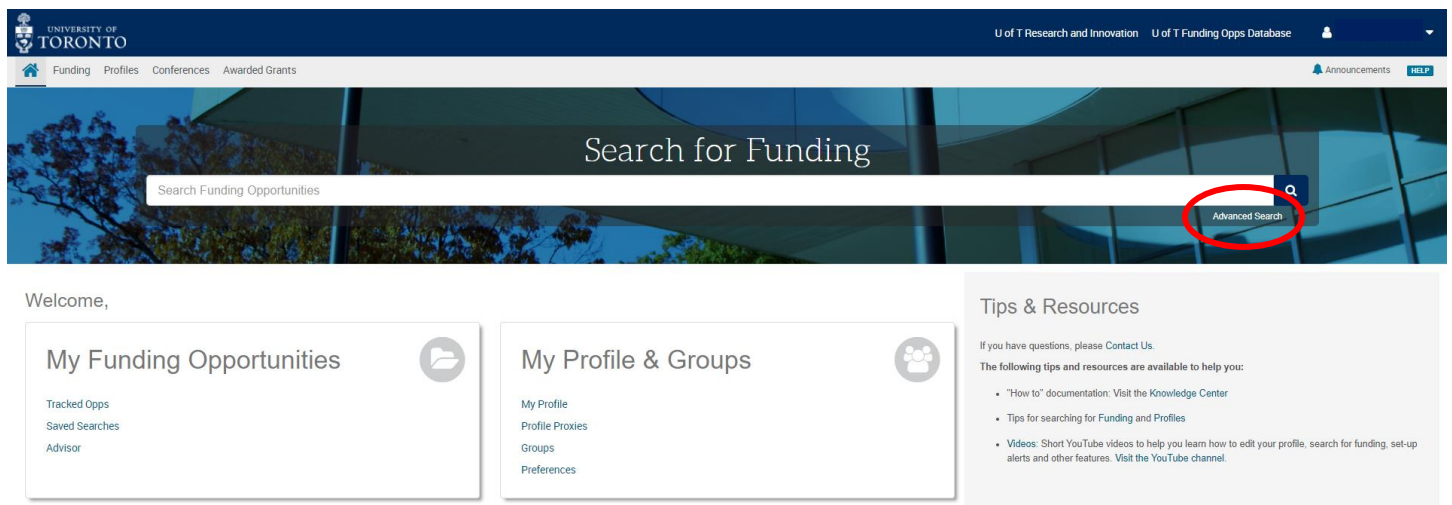
Pivot-RP is a comprehensive global source of editorially curated funding opportunities for researchers, fellows, and students. Using Pivot-RP, you can:

- Perform and save advanced searches of local, Canadian and/or international opportunities.
- Receive weekly email updates of new opportunities that match your search(es).
- Track opportunities to receive email notifications of updates and upcoming deadlines.

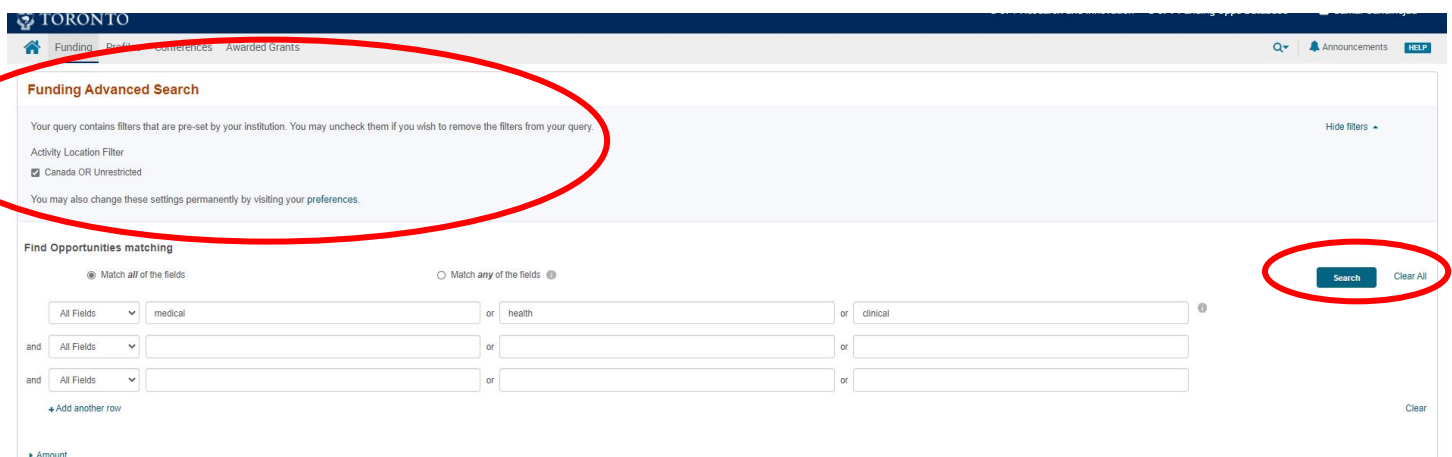
Access to Pivot-RP: Pivot-RP is a subscription service provided by the University of Toronto (U of T). You need a U of T email address (@utoronto.ca) in order to register for and access Pivot-RP. Pivot-RP does not recognize Unity Health Toronto (@unityhealth.to) email addresses.

To create an account from which you can access Pivot-RP's full functionality, including saved searches, email updates, and opportunity tracking, go to <https://pivot.proquest.com/register>, and select "Use Email Address/Create Password". Be sure to enter a U of T email address where indicated. Once your account is created, your U of T email address will be your Pivot-RP user ID.

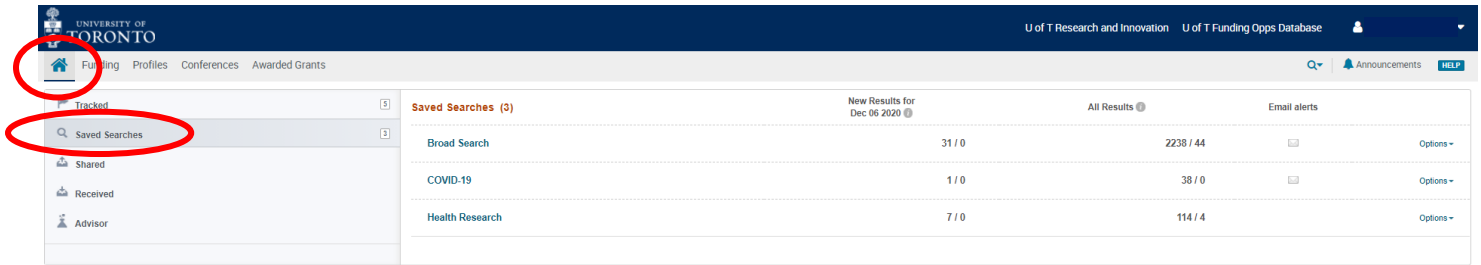
Perform and Save Advanced Searches: Sign in to Pivot-RP at <https://pivot.proquest.com/login>. The Pivot-RP main page features a simple search box. Click the "Advanced Search" icon to begin an advanced search.



This opens the "Funding Advanced Search" form. Here you can include multiple search criteria, including user-supplied and/or built-in keywords, amounts, opportunity types, applicant types, etc. Note that U of T places an institutional filter on this form so that the results include only opportunities that can be held in Canada.

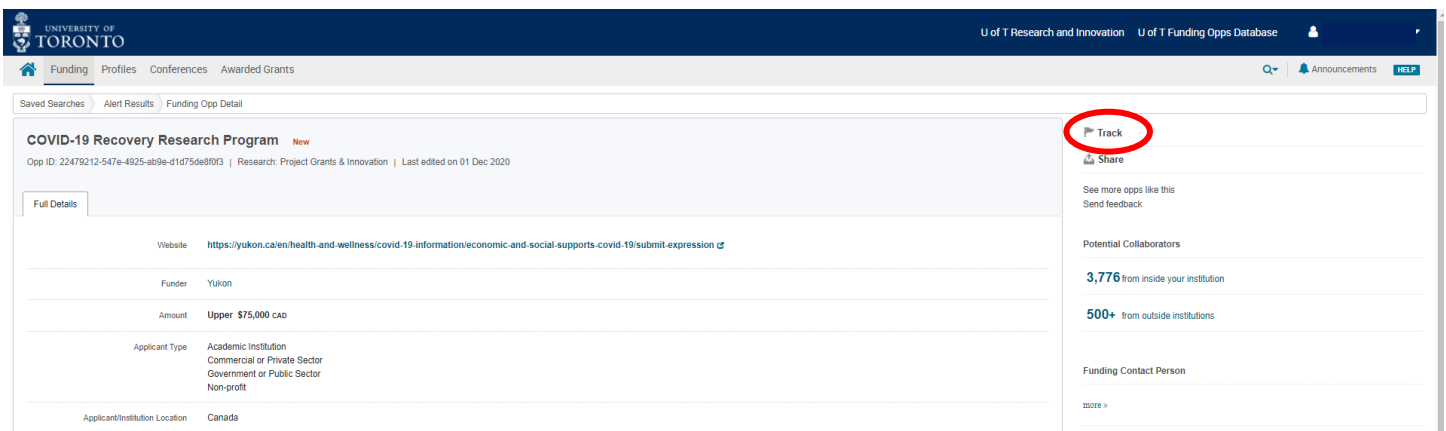


After Pivot-RP returns the list of opportunities that match the search, you have the option to “Save Search” or “Refine Search”. The “Save Search” option prompts you to name the search, and you can then choose to receive a weekly email with new and updated opportunities that match the search. Your saved searches are listed on your home page.

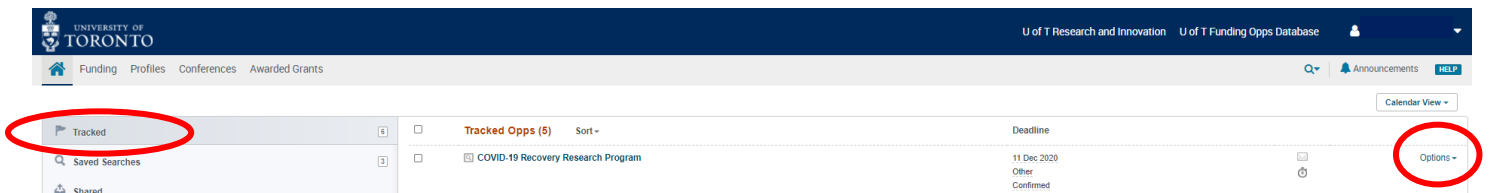


Track Opportunities: Opening an individual result in a search list gives full opportunity details, including a link to the funder website and options to “Track” or “Set to Active”.

Important note: Confirm opportunity eligibility and other details by visiting the funder website.



Tracked opportunities will appear on your home page, and you can choose to receive reminders or updates on each opportunity that you track or set as active.



For More Information: Detailed guides and instructions are available within Pivot-RP and on Pivot-RP’s YouTube channel: <https://www.youtube.com/channel/UCvqTICqOL21JU0CKwgBirHg>.

If you have any questions about Pivot-RP searches, please contact Funding & Awards Specialist Arianna.Rath@unityhealth.to.